




A myCampus Registration Guide for Students

TABLE OF CONTENTS

Accessing myCampus	3 – 4
Navigating myCampus and Self Service	5 – 7
Registration Status	8
Adding, Dropping and Searching for Classes	9 – 14
Parts of Term	15
Attributes	16
Campus Codes	17
Online Classes	18
Correspondence Classes	19
Registration Errors	20
Holds	21
Week at a Glance	22
Student Detailed Schedule	23
Course Catalog	24
Active Registration	25
Registration History	26
Locating Your Academic Advisor	27 - 28

ACCESSING MYCAMPUS

- Students can access myCampus by going to the direct link in their web browser: <http://mycampus.astate.edu>
- Students can also access myCampus by going to the A-Z index on the ASU homepage (<http://www.astate.edu>) and clicking on the myCampus link located on that page.



(Screenshot of ASU Homepage, arrow pointing to A-Z index link)

A TO Z INDEX

A B C D E F G H I J K L M N O P Q R S T U V W X Y Z

(Screenshot of A-Z Index, click M and then myCampus to reach the myCampus login page)

- Once you have accessed the myCampus login page, enter the first part of your ASU email (usually a combination of your first and last names) and password. If you have forgotten your password, click the Forgot Password link underneath the login fields.



- **IMPORTANT:** *In order to access the myCampus portal you must be admitted as a student. If you have been away from the university for more than 1 year you will need to readmit. You can start the readmission process here: [Apply for Readmission](#) If you have any questions regarding this process, please contact the Office of Admissions, Records & Registration at (870) 972-2031 or admissions@astate.edu*

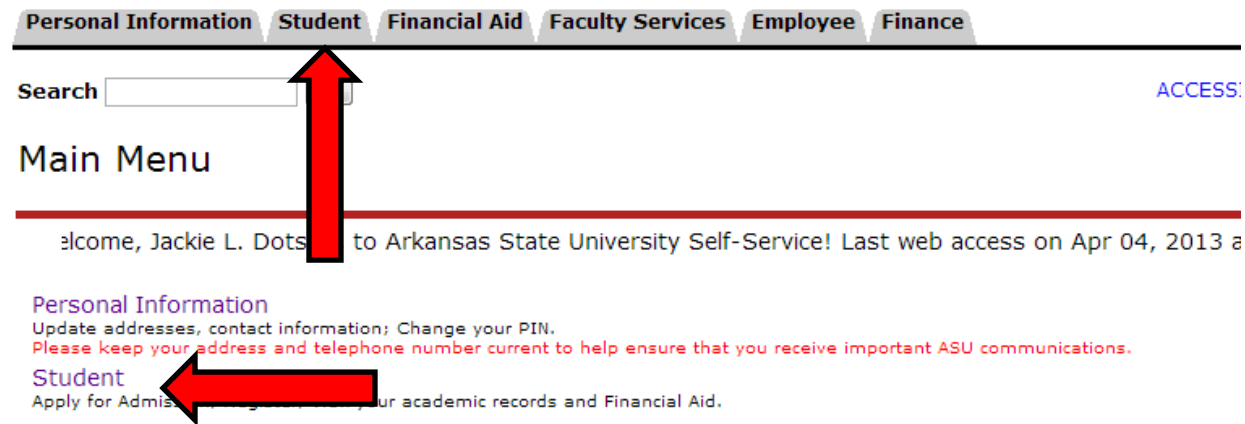
NAVIGATING MYCAMPUS AND SELF SERVICE

- Once you are logged into the myCampus portal, you should notice a list of icons on the left-hand side of your screen. You will click the icon labeled SSB (Self Service) to access the registration pages (see screenshot below).



- When you click the SSB icon, a new page should open (if it does not, please check your pop up blockers). This new page will be the main menu of Self Service.

- On the main menu of Self Service you will see several links and tabs (screenshot below). To begin registration, click the Student tab or link.



- The Student and Financial Aid menu will be shown next. Click on Registration to continue the registration process.

Student and Financial Aid

Admissions
Apply for Admission or Review Existing Applications

Registration
Check your registration status, class schedule, and add or drop classes.

- See your advisor to discuss your academic plan. Your advisor will remove your advising hold af
- Clear any registration holds with the appropriate office. Check to see that holds are then clear
- If you are required to complete MATH 0003 or MATH 0013, please select your CRN for the pref before you can continue with additional registration.
- All remedial holds are handled in Advisement Services.

Student Records
View your holds, grades, transcripts and account summary. Set up payment plans or deposits.
Students should view their Account Summary to make sure that their account is clear. Registratic

Financial Aid
Apply for Financial Aid, review status and loans

RELEASE: 8.5.4

- The Registration menu will display several links that pertain to your registration (see screenshot below).

Registration

Registration Status

Select Term

Add or Drop Classes

Full term and first session Spring courses begin on January 14.

The last day to add a full term or first session course is January 20.

The last day to drop a first session course is February 19.

The last day to add a second session course is March 5.

The last day to drop a full term course, a second session course, or withdraw for the term is April 17.

Additional term dates can be accessed at <http://registrar.astate.edu/calendar.php>

Look Up Classes

Week at a Glance

Student Detail Schedule

Course Catalog

Active Registration

Registration History

RELEASE: 8.5.4

- You first must select a term that you would like to perform registration tasks.
- Once you select a term, when you click links on the Registration page they will display information for that selected term.
- Once you have selected a term, Self Service will retain this term for all registration queries and searches. In order to select a different term, you will need to click the Select Term link to choose a new term.

- The Registration Status link will show you basic information about the term selected. It will identify any problems you may have during registration including holds, academic standing and status. It will also identify any permits you have been granted, your earned hours and curriculum information. It is a good idea to check this link before registration each term.

Registration Status

Remember: You must be cleared every semester by your advisor to register.

- You have no Holds which prevent registration.
- Your Academic Standing is Good Standing which permits registration.
- Your Student Status permits registration.

Your Class for registration purposes is Post Degree.

Earned Credit

Level	Type	Hours
Undergraduate	Transfer	0.000
Undergraduate	Institutional	175.000

Curriculum Information

Current Program

Bachelor of Science

Level: Undergraduate

Program: Bachelor of Science

Admit Term: 2006 Spring

Admit Type: Major Changed

Catalog Term: 2005 Fall

College: Business

Major and Department: Management, Management and Marketing

- The Add or Drop Classes link allows you to register or drop courses by Course Reference Number (CRN). If you do not know the CRNs, you can add courses by clicking the Look Up Classes link.
- If you receive the message below when clicking on the Add or Drop classes link it means you have not been cleared by your academic advisor or your class (Sr., Jr., So., Fr.) is not scheduled to register at that time. Please remember to visit with your academic advisor to get registration clearance and check registration dates for your class.

Add or Drop Classes

• You may not have been cleared to register at this time. Please check registration dates by visiting the following link <http://www2.astate.edu/registrar/>.
 If it is time for your classification to register, please contact your Academic Advisor.
 If you are unsure about who your academic advisor is, please contact the department that your major is within.
 Undecided students should contact Wilson Advising Center at (870)972-3001 in order to get their advising hold cleared.

- Clicking the Look Up Classes link will bring up a search option to look up courses by Subject. You can select one subject or multiple subjects (hold CTRL down to select multiple subjects).

Look Up Classes

• Use the selection options to search the class schedule.
 To select all subjects, click in the subject box to select

Subject:

- Academic Success Institute
- Accounting
- Advertising
- Agricultural Economics
- Agriculture
- Agriculture Education
- Animal Science
- Anthropology
- Art
- Art Education

- Once you select a Subject, click the Course Search button. This will bring up all courses that are currently scheduled during the selected term.

Look Up Classes

2013 Fall

Accounting

2023	FUND ACCOUNTING CONCEPTS	View Sections
2033	INTRO TO FINANCIAL ACCT	View Sections
2133	INTRO TO MANAGERIAL ACCT	View Sections
3003	INTERMEDIATE ACCOUNTING I	View Sections

- You can click the View Sections button to see the specific sections that are scheduled of each course. In order to register for the course click the checkbox and the click the Register button at the bottom of the page.

Sections Found

Accounting

Select	CRN	Subj	Crse	Sec	Cmp	Cred	Title	Days	Time	Cap	Act	Rem	Instructor	Date (MM/DD)	Location	Attribute
<input type="checkbox"/>	60003	ACCT	2023	001	J	3.000	FUNDAMENTAL ACCOUNTING CONCEPTS	TR	02:00 pm-03:15 pm	30	4	26	Rebecca C Carr (P)	08/19-12/10	BU 224	Jonesboro Tuition UG

[Register](#)
[Add to WorkSheet](#)
[New Search](#)

- The Look Up Classes link also has an Advanced Search option that can be selected by pushing the corresponding button. The selection of that button brings up the menu below and allows you to search using any of the listed criteria. Once a search is performed, the results will look like the results listed above and registration can be done using the same method as well.

Subject:

- Academic Success Institute
- Accounting
- Advertising
- Agricultural Economics
- Agriculture
- Agriculture Education
- Animal Science
- Anthropology
- Art
- Art Education

You MUST select at least one subject to use Advanced Search

Course Number:

Only enter a course number if you are searching for a specific course

Title:

Leave titled blank

Schedule Type:

- Special Topics
- Student Exchange
- Studio Problems
- Thesis

Use this area to search for specific scheduled types like Lecture, Special Topics, etc.

Instructional Method:

- Compressed Video Sending
- Correspondence
- Web
- Web Assisted

Use this area to search for specific instructional methods such as Traditional, Web, Web Assisted, etc.

Credit Range:

hours to

hours

This field can be left blank

Credit Range: hours to hours **This field can be left blank**

Campus:

 Jonesboro

 Marked Tree
 Use this area to search for courses on specific campuses such as Jonesboro, Beebe, etc.

Course Level:

 Credit/No Credit
 Developmental
 Developmental
 This field can be left blank

Part of Term:
 Non-date based courses only

 1st Half Term or 1st Summer
 2nd Half Term or 2nd Summer
 Correspondence 1
 Use this area to search for 1st and 2nd Session courses or Correspondence courses

Session:

 Evening (After 5 pm)
 This area can be used to search for evening courses

Attribute Type:

 Developmental Course
 Enhancement Communication
 Enhancement General
 This area can be used to search for designated courses such as Honors, Structured Learning Assistance, etc.

Start Time:
 Hour Minute am/pm
 This area can be used to limit searches to find only courses which occur during specific times and/or days

End Time:
 Hour Minute am/pm

Days:
 Mon Tue Wed Thur Fri Sat Sun



Once you have completed your search criteria, select Section Search to get your results

- **Once you receive your search results, you can register for selected classes by clicking the checkbox and submitting the registration via the Register button as described above.**

- If there were any issues registering for a course, you will get a message similar to the one in the screenshot below. This means you did not register for the class. If you receive an error like the one below, please ensure you are registering for the correct section. If you received the error and believe you should be able to register for the section, please contact the department of the course so that they can instruct you on what you need to do in order to register for the course.

• **Registration Add Errors**

Status	CRN	Subj	Crse	Sec	Level	Cred	Grade	Mode	Title
Level Restriction	60007	ACCT	6003	001	Graduate	3.000	Standard	Letter	ACCOUNTING FOR PLANNING AND CONTROL

- If your registration was successful, you'll see a message similar to the one in the screenshot below.

Current Schedule

Status	Action	CRN	Subj	Crse	Sec	Level	Cred	Grade	Mode	Title
Web Registered on Apr 04, 2013	None	61493	ACCT	3003	001	Undergraduate	3.000	Standard	Letter	INTERMEDIATE ACCOUNTING I

- You may notice that when searching for classes that the checkbox is replaced by letters or empty space. Letters where the checkboxes normally are (ex. SR, C) indicate that the course is no longer available for registration. An empty space means you are currently registered for that specific course.

C	61758	ACCT	2133	003	J	3.000	INTRODUCTION TO MANAGERIAL ACCOUNTING	TR	11:00 am-12:15 pm
<input type="checkbox"/>	61113	ACCT	2133	004	J	3.000	INTRODUCTION TO MANAGERIAL ACCOUNTING	TR	12:30 pm-01:45 pm
<input type="checkbox"/>	62325	ACCT	2133	005	J	3.000	INTRODUCTION TO MANAGERIAL ACCOUNTING	TR	06:00 pm-07:15 pm
	61493	ACCT	3003	001	J	3.000	INTERMEDIATE ACCOUNTING I	TR	09:30 am-10:45 am
<input type="checkbox"/>	61693	ACCT	3003	002	J	3.000	INTERMEDIATE ACCOUNTING I	TR	05:00 pm-06:15 pm

DROPPING COURSES

- In order to drop classes from your schedule, you can use the Add or Drop Classes menu described in the registration section above. Students can drop using the drop-down menu that is listed next to their courses or they can enter specific CRNs of courses that they are listed in to drop them from their schedule
- Students need to be aware of all drop deadlines as after these dates students will no longer be allowed to drop courses. Once fee assessment begins (2nd week of class in Spring and Fall terms, 3rd day of class for Summer terms) in order to withdraw from the university (drop all classes) you must visit with the Wilson Advising Center.

Current Schedule

Status	Action	CRN	Subj	Crse
Web Registered on Apr 04, 2013	**Drop Web** (DD) <input type="button" value="v"/> None **Drop Web** (DD)	61493	ACCT	3003

Total Credit Hours: 3.000
Billing Hours: 3.000
Minimum Hours: 0.000
Maximum Hours: 18.000
Date: Apr 19, 2013 01:33 pm

Add Classes Worksheet

CRNs			
<input type="text"/>	<input type="text"/>	<input type="text"/>	<input type="text"/>
<input type="button" value="Submit Changes"/>	<input type="button" value="Class Search"/>	<input type="button" value="Reset"/>	

PARTS OF TERM

- As noted above, students can search using the part of term (POT) search criteria in the Advanced Search option. POTs are used to designate periods of a semester in which courses occur. This search method is best used to find courses that occur outside of full term courses in Fall and Spring terms. This would include first and second session courses, correspondence courses and for those students in online degree programs those POTs as well. This search function becomes useful in the Summer terms as most courses occur in first or second session POTs and is useful in finding courses for students.
- There have been terms in the past that have been combined with other terms to make scheduling more effective and efficient for students and the institution. These terms are the May and August Interim terms. These have now been combined with the Summer term and these make up POTs within the Summer term. You can use the POT search feature to find courses specifically in these POTs for the Summer term.


Part of Term:
Non-date based courses only

Session:

Pass/Fail
Undergraduate

August Interim
Correspondence 1
Correspondence 2
Correspondence 3

All
Evening (After 5 pm)



ATTRIBUTES

- Some courses are marked with attributes which denote special features of those courses. These courses can be searched for using the Attribute search feature listed above. There are a number attributes that are assigned to courses and can be used in the search feature. Some of the typical attributes students may search for are those of Honors sections and Structure Learning Assistance (SLA) among others. The screenshots below indicate how to view course attributes after a search is done. The attribute can be seen on the far right hand side of the course.

Sections Found

Mathematics

Select	CRN	Subj	Crse	Sec	Cmp	Cred	Title	Days	Time	Cap	Act	Rem	Instructor	Date (MM/DD)	Location	Attribute
<input type="checkbox"/>	60637	MATH	1023	003	J	3.000	COLLEGE ALGEBRA	MWF	09:00 am-09:50 am	20	3	17	Heidi E Griffin (P)	08/19-12/10	CSM 217	Structured Learning Assistance
								TR	11:00 am-12:15 pm				TBA	08/19-12/10	CSM 216	Structured Learning Assistance
<input type="checkbox"/>	60641	MATH	1023	007	J	3.000	COLLEGE ALGEBRA	MWF	11:00 am-11:50 am	20	3	17	Heidi E Griffin (P)	08/19-12/10	CSM 217	Structured Learning Assistance
								TR	11:00 am-12:15 pm				TBA	08/19-12/10	CSM 217	Structured Learning Assistance

Sections Found

Art

Select	CRN	Subj	Crse	Sec	Cmp	Cred	Title	Days	Time	Cap	Act	Rem	Instructor	Date (MM/DD)	Location	Attribute
<input type="checkbox"/>	61319	ART	2503	H01	J	3.000	HNRS FINE ARTS VISUAL	MWF	09:00 am-09:50 am	20	10	10	Temma Balducci (P)	08/19-12/10	FA 127	Honors



CAMPUS CODES

- Students should also be aware of the various campus codes assigned to courses. This information is displayed when searching for courses under the “Cmp” header.

Sections Found

Select	CRN	Subj	Crse	Sec	Cmp	Cred	Title	Days	Time	Cap	Act	Rem	Instructor	Date (MM/DD)	Location	Attribute
<input type="checkbox"/>	61319	ART	2503	H01	J	3.000	HNRS FINE ARTS VISUAL	MWF	09:00 am-09:50 am	20	10	10	Temma Balducci (P)	08/19-12/10	FA 127	Honors



- Here are some of the more common campus codes used for courses:

Code	Campus	Code	Campus
J	Jonesboro	S	MSCC
P	Paragould	LSD	Online Programs
B	Beebe	JH	Jonesboro High School
COR	Correspondence	NH	Nettleton High School
E	EACC	WH	Westside High School
A	ANC	VVH	Valley View High School
N	Newport	GCH	Greene County Tech High School
M/MH	Mountain Home	PH	Paragould High School

ONLINE COURSES

- Using the Instructional Method search feature students can search for courses outside of those that are typically considered traditional. This includes online (WEB) and web assisted (WEBA) courses.
- Online (WEB) – Courses denoted as WEB are purely online courses and do not have any mandatory ‘in-class’ or ‘online’ meeting times.
- Web-Assisted (WEBA) – A course which is classified with a Web-assisted (WEBA) instructional method could have mandatory meeting times that may be either in-class or online in a virtual community. Web-assisted classes may also have optional outside meeting times (e.g. Instructors that offer students office hours or optional ‘in-class’ meeting sessions on campus should also be coded as WEBA). Any classes that require exams to be proctored in person or at a specific online location with mandatory times are also classified as WEBA (e.g. Exams are scheduled to run at a certain time and students cannot choose when to start). Students **MUST** attend these scheduled times just like a traditional class time. However, the majority of the course will be online. Instructors that offer students office hours on campus should also be coded as WEBA.
- When searching for these courses online, the location of the course should indicate whether they are WEB or WEBA courses as noted by the screenshot below.


Sections Found


Computer and Information Tech															
Select	CRN	Subj	Crse	Sec	Cmp	Cred	Title	Days	Time	Cap	Act	Rem	Instructor	Date (MM/DD)	Location
<input type="checkbox"/>	30333	CIT	1503	001	J	3.000	MICROCOMPUTER APPLICATIONS	W	02:30 pm-04:35 pm	25	22	3	Paula D Ruby (P)	05/29-06/27	BU 221
									TBA				Paula D Ruby (P)	05/29-06/27	WEBA
<input type="checkbox"/>	30334	CIT	1503	002	J	3.000	MICROCOMPUTER APPLICATIONS		TBA	50	38	12	John F Seydel (P)	07/01-08/01	WEB

CORRESPONDENCE COURSES

- A correspondence course is a home study course offered by a school under which instructional and examination materials are provided to students who are not physically attending classes
- There are several ways to distinguish correspondence courses from other courses. The section (Sec) number will begin with the letter C, the Campus (Cmp) and the Attribute will be Correspondence.

Criminology																
Select	CRN	Subj	Crse	Sec	Cmp	Cred	Title	Days	Time	Cap	Act	Rem	Instructor	Date (MM/DD)	Location	Attribute
<input type="checkbox"/>	63373	CRIM	1023	C01	COR	3.000	INTRODUCTION TO CRIMINAL JUSTICE	TBA	25	2	23	Lawrence M Salinger (P), Mary J Higgins , Kelley Ann Wells	08/19-12/10	TBA	Correspondence	
<input type="checkbox"/>	63381	CRIM	3183	C11	COR	3.000	INSTITUTIONAL CORRECTIONS	TBA	25	3	22	Lawrence M Salinger (P), Mary J Higgins , Kelley Ann Wells	08/19-12/10	TBA	Correspondence	





REGISTRATION ERRORS

- If you receive a message that says 'Registration Add Errors', you can find out what the error is under the Status section of the course you attempted to register for.

• **Registration Add Errors**

Status	CRN
Prerequisite and Test Score error	60200

The following are a few different types of errors that can occur along with who to contact when you receive the error:

- **Pre-Req and Test Score Error** – Contact the department where the course is housed
- **Instructor Signature Error** – Contact the instructor of the course for an override
- **Major Restriction Error** - Contact the department where the course is housed
- **Campus Restriction Error** - Contact the department where the course is housed
- **Department Error** - Contact the department where the course is housed
- **Level Restriction** – This is used to limit Undergraduate students to Undergraduate courses and Graduate students to Graduate courses. Check the level of the course you are trying to register for.

HOLDS

- If you encounter an error message which states “You may not add or drop classes due to holds on your record” it indicates that a department has placed on a hold on your account. You can view what type of hold as well as the department and number to contact to find out more information about the hold by clicking the View Holds link.

Add or Drop Classes

• You may not add or drop classes due to holds on your record



[[View Holds](#) | [Change Class Options](#)]

- Once you click the view holds link, more detailed information will be displayed regarding the hold including the hold type, department who placed the hold (Originator) and the numbers where these departments can be contacted. You must contact the originating department to have the hold modified or removed from your account.

Administrative Holds

Hold Type	From Date	To Date	Amount	Reason	Originator	Processes Affected
Graduation fee to be paid	Apr 19, 2013	Dec 31, 2099			Admissions-3024 Records-2031	Registration Transcripts

RELEASE: 8.5

WEEK AT A GLANCE

- The Week at a Glance feature allows you to view your schedule one week at a time. You enter a date in a MM/DD/YYYY format and the system will display your schedule for that week.
- The schedule will be displayed Monday – Sunday and show the courses you are currently registered in for the selected term. It will display the course information, meeting times, building and room of the courses on your schedule.

Go to (MM/DD/YYYY): You can enter dates in the corresponding format to view any week with registration.

[Previous Week](#)

Week of Aug 26, 2013 (367 of 382)


[Next Week](#)

	Monday	Tuesday	Wednesday	Thursday	Friday	Saturday	Sunday
3pm							
4pm		CIT 4503-001 64180 Class 3:30 pm-4:45 pm BU 221					


STUDENT DETAILED SCHEDULE

- The student detail schedule link displays all of the student's courses but in a much more detailed format. Using this display you can view detailed course information including all information that was displayed on the Week at a Glance menu as well as the instructor, dates, credits, level and campus of the course.
- The instructor will also have email icons (as pointed out by the red arrows). Clicking these icons will allow you to email the instructor of the course.

BUSINESS TECHNOLOGY METHODS - CIT 4503 - 001

Associated Term: 2013 Fall
CRN: 64180
Status: **Web Registered** on Apr 19, 2013
Assigned Instructor: Ralph Ruby  
Grade Mode: Standard Letter
Credits: 3.000
Level: Undergraduate
Campus: Jonesboro

Scheduled Meeting Times

Type	Time	Days	Where	Date Range	Schedule Type	Instructors
Class	3:30 pm - 4:45 pm	T	Business 221	Aug 19, 2013 - Dec 10, 2013	Lecture	Ralph Ruby (P) 

COURSE CATALOG

- The course catalog link allows students to look up course information which includes a description, credits and level of the course

ACCT 3013 - INTERMEDIATE ACCOUNTING II

A detailed study of operational assets, investments, liabilities, and an introduction to the corporate form of organization. Prerequisite, ACCT 3003 with a grade of C or better. Spring, Summer.
3.000 Credit hours
3.000 Lecture hours

Levels: Undergraduate
Schedule Types: Lecture

Accounting Department

- The course is hyperlinked and clicking on this link will display more detailed information regarding the course

ACCT 3013 - INTERMEDIATE ACCOUNTING II

A detailed study of operational assets, investments,
3.000 Credit hours
3.000 Lecture hours

Levels: Undergraduate
Schedule Types: Lecture

Accounting Department

Restrictions:
Must be enrolled in one of the following Levels:
Undergraduate
Graduate

Prerequisites:
Prereq for ACCT 3013


General Requirements:
Course or Test: [ACCT 3003](#)
Minimum Grade of C
May not be taken concurrently.

ACTIVE REGISTRATION

- This link will display ALL currently registered courses, including upcoming terms. Mid-Term grading can also be viewed here, provided your instructor issues one (mid-term grades are not required on Junior and Senior level students)

Active Registrations

Ap

 The following classes are not officially considered complete for transcript purposes. Additional information is available by selecting hyperlinked data.

[BUSINESS TECHNOLOGY METHODS - CIT 4503 - 001](#)

Associated Term	2013 Fall	Credits	3.000
CRN	64180	Grade Mode	Standard Letter
Status	**Web Registered** Apr 19, 2013	Course Level	Undergraduate
Schedule Type	Lecture	Midterm Grade	
Instructional Method	Web Assisted	Grade Detail	
Campus	Jonesboro	Associated Instructor	Ralph Ruby 
		Course URL	

- The course is hyperlinked on this page and clicking it will allow you to view the syllabus, required textbooks and materials and registration information regarding the course.

Jonesboro Campus

Lecture Schedule Type

Web Assisted Instructional Method


3.000 Credits

[Syllabus Available](#)

[View Catalog Entry](#)

Click here to view syllabus and textbook information

Click here to view the course description



REGISTRATION HISTORY

- A complete listing of all registration since the Fall 2006 term is viewable on this screen along with grading for each course

Registration History

☛ The following represents active as well as completed registrations. Withdrawn, dropped, and/or cancelled classes are also displayed. An asterisk preceding the final transcript.

2013 Fall

CRN	Course	Course Title	Credits	Level	Status	Midterm Grade	Final Grade
64180	CIT 4503	BUSINESS TECHNOLOGY METHODS	3.000	Undergraduate	**Web Registered** Apr 19, 2013		

2012 Spring

CRN	Course	Course Title	Credits	Level	Status	Midterm Grade	Final Grade
11046	MGMT 3193	SOCIAL IMPACT MANAGEMENT	3.000	Undergraduate	Drop Course (W) Apr 17, 2012		W
12131	MGMT 3613	LEADERSHIP	3.000	Undergraduate	Drop Course (W) Apr 17, 2012		W

2011 Fall

CRN	Course	Course Title	Credits	Level	Status	Midterm Grade	Final Grade
62401	ACCT 3053	COST ACCOUNTING MANAGERIAL EMP	3.000	Undergraduate	**Drop Web (W)** (DC) Nov 16, 2011		W
60204	BCOM 3573	MANAGERIAL COMMUNICATION	3.000	Undergraduate	**Registered** Aug 26, 2011	A	A

2011 Summer

LOCATING YOUR ACADEMIC ADVISOR

- In order for you to view your academic advisor, you will need to access the Student Records menu. On the Student Menu, click the Student Records link.

Student and Financial Aid

Admissions

Apply for Admission or Review Existing Applications

Registration

Check your registration status, class schedule, and add or drop classes.

- See your advisor to discuss your academic plan. Your advisor can help you determine the best course of action.
- Clear any registration holds with the appropriate office. Contact the Registrar's Office for more information.
- If you are required to complete MATH 0003 or MATH 0011 before you can continue with additional registration.
- All remedial holds are handled in Advisement Services.

Student Records

View your holds, grades, transcripts and account summary.

Students should view their Account Summary to make sure they are up to date.

Financial Aid

Apply for Financial Aid, review status and loans



- On the Student Records page, click the link that says View Student Information

View Test Scores

View official test scores received by ASU. (ACT, SAT, etc.)

Course Catalog

View Student Information



- Your academic advisor will be listed next to the Primary Advisor field on the Student Information page
- You can also view other information on this page as noted by the screenshot below

General Student Record

Student Information effective from 2012 Summer to The End of Time

Registered for Term: Yes
First Term Attended: 1998 Fall
Last Term Attended: 2012 Spring
Status: Active
Matric Term: 2006 Spring
Residence: Resident
Citizenship: US Citizen
Student Type: Continuing
Class: Post Degree
Primary Advisor: Jackie L. Dotson
Primary Advisor Type: Major
Expected Graduation Date: May 10, 2013
Expected Graduation Term: 2013 Spring
Expected Graduation Year: 2012-2013



Curriculum Information

Current Program

Bachelor of Science

Level: Undergraduate
Program: Bachelor of Science
Admit Term: 2006 Spring
Admit Type: Major Changed
Catalog Term: 2005 Fall
College: Business
Major and Department: Management, Management and Marketing