






2010-2013 University College Assessment Summary

OUTCOMES-BASED PLANNING

<p>GOAL(S) <i>What do you want to happen?</i></p> 	<p>OUTCOMES <i>What will occur?</i></p> 	<p>STRATEGIES <i>How will this occur?</i></p> 	<p>RESULTS & FINDINGS <i>What happened?</i></p> 	<p>FOLLOW UP & ACTIONS <i>What changes are needed?</i></p> 
<p>Goals describe broad concepts, for example: clear communication, problem solving, and ethical awareness. The purpose for crafting a set of goals is to give a brief and broad picture of what the college or unit does. Consider this an extension of your mission. Goals: *define the scope of your mission *distinguish what your unit can and will do *set reasonable objectives *pave the way for strategies and measurable outcomes *help link outcomes to institutional goals</p>	<p>Measurable terms for what you anticipate students will be able to know, think or do.</p> <p>Outcomes establish clear, measurable goals that focus on cognitive (think), behavioral (do), and/or affective (believe - attitudes, interests, and values) outcomes that support the main goal(s).</p> <p>Write SMART outcomes that help you establish a “cut point” used to distinguish the achievement of an outcome – Usually a numerical value. For example, 80% of seniors will demonstrate mastery level in XXX by scoring a 4 out 5 on a XXXX measurement.</p> <p>Set these based on benchmark data. This is data that substantiates your reasoning for choosing “cut point.”</p>	<p>Adaptable methods used to ensure criterion is met.</p>	<p>Describe the outcomes and provide an explanation for these outcomes.</p>	<p>Based on the outcomes, what decisions will be/were made? Include rationale.</p>

2010-2011 University College Unit Goals Assessment Summary**UNIT NAME: Upward Bound**

UNIT GOAL 1: 70% of program participants will persist in the program each academic year.	UC GOAL: 3	AAR GOAL:
Outcomes: Students enrolled in the 2009-2010 school year will continue to participate in the 2010-2011 school year.		
Strategies: Monthly newsletter with dates, Dates posted on Facebook, Phone calls to absent students		
Results: 85% of participants persisted into the 2010-2011 school year.		
Actions: Continue student newsletters and increase parent contact. This year's Summer Parent Seminars had 96% attendance. Senior Parent Workshops will begin this fall to prepare for new academic guidelines		
Where is the data collected for this goal stored? Student Access Database (electronic) & Attendance records (original documents)		

UNIT GOAL 2: 75% of seniors will enroll in post-secondary institution.	UC GOAL: 1,2	AAR GOAL: 2D
Outcomes: High school seniors will have grade point averages and ACT scores that will allow them to enroll in post-secondary education.		
Strategies: Tutorial support, Make Tuesday & Thursday tutoring mandatory for students that do not meet GPA requirements, Pay ACT registration fees for Juniors and Seniors.		
Results: 100% of the Class of 2010 enrolled in post- secondary education.		
Actions: Continue pushing ACT deadlines and making testing mandatory for participants. Finding more options to pay for tests for students (for example, reimbursing admissions fees for those that register on-line).		
Where is the data collected for this goal stored? Annual Performance Report (raw data supplied to Dept of Ed) & Student Access Database (electronic)		

UNIT GOAL 3: 60% will enroll for the second year of PSE.	UC GOAL: 1,3	AAR GOAL: 2D
Outcomes: The college freshman class of 2010 will enroll in Fall 2011 at a post- secondary institution.		
Strategies: Contact with former participants. Strongly encouraging Summer Bridge participants to enroll in Student Support Services.		
Results: 71% of the Class of 2010 will enroll in their second year.		
Actions: More Bridge group sessions to address common barriers to college success. Increase counseling sessions to address more issues early on.		
Where is the data collected for this goal stored? Annual Performance Report (raw data supplied to Dept of Ed)		

2011-2012 University College Unit Goals Assessment Summary

UNIT NAME: Upward Bound

UNIT GOAL 1: 70% of program participants will persist in the program each academic year.	UC GOAL: 3	AAR GOAL: 2D
Outcomes: Upward Bound students enrolled in the 2009-2010 school year will continue to participate in the 2010-2011 school year.		
Strategies: Encouraging participants to continue with the program. Facebook outreach, School visits		
Results: 83% of participants continued (excluding graduates).		
Actions: Phone contact with participants that have excessive absences.		
Where is the data collected for this goal stored? Attendance records (original documents)		

UNIT GOAL 2: 75% of seniors will enroll in post-secondary institution.	UC GOAL: 1,2	AAR GOAL: 2D
Outcomes: High school seniors will have grade point averages and ACT scores that will allow them to enroll in post-secondary education.		
Strategies: Tutoring, Quarterly grade reports, Assistance in paying for ACT.		
Results: 62% met goal		
Actions: Determine what changes (if any) need to be made to ensure participants are eligible for unconditional admission to the school of their choice.		
Where is the data collected for this goal stored? Student Access Database (electronic)		

UNIT GOAL 3: 60% will enroll for the second year of PSE.	UC GOAL: 1,3	AAR GOAL: 2D
Outcomes: The college freshman class of 2010 will enroll in Fall 2011 at a post- secondary institution.		
Strategies: Information on study skills, advising on career choices and skill sets, basic skills prep/ACT prep		
Results: 55% enrolled in Fall 2011. By Spring 2012, 66% were enrolled in school.		
Actions: Cover more "life skills" in awareness classes. Make more contact with participants after they graduate.		
Where is the data collected for this goal stored? Annual Performance Report (raw data supplied to Dept of Ed)		

2012-2013 University College Unit Goals Assessment Summary

UNIT NAME: Upward Bound

UNIT GOAL 1: 68% of participants will have a cumulative GPA of 2.5 or better on a four point scale.	UC GOAL: 1,2	AAR GOAL: 2D
Outcomes: The majority of participants will maintain above a C average or higher.		
Strategies: Tutorial support, Make Tuesday & Thursday tutoring mandatory for students that do not meet GPA requirements, basic skills prep, progress plans for participants that do not meet GPA requirements.		
Results: 64% of participants met grade point average.		
Actions: Add parent involvement to progress plan. Staff will speak with parents in addition to having them sign progress plan as acknowledgement of their student's academic performance.		
Where is the data collected for this goal stored? Annual Performance Report (raw data supplied to Dept of Ed)		

UNIT GOAL 2: 90% of participants will continue in school for the next academic year at the next grade level (or graduate).	UC GOAL: 1,2	AAR GOAL: 2D
Outcomes: Participants will persist to high school graduation.		
Strategies: Request grades for any participants served yearly.		
Results: 95% of participants continued at next grade level or graduated.		
Actions: Cover more "life skills" in awareness classes. Stress importance of obtaining high school diploma as primary tool for gainful employment.		
Where is the data collected for this goal stored? Annual Performance Report (raw data supplied to Dept of Ed)		

UNIT GOAL 3: 80% of all current and prior participants will enroll in a post-secondary institution.	UC GOAL: 1,3	AAR GOAL: 2D
Outcomes: High school seniors will have grade point averages and ACT scores that will allow them to enroll in post-secondary education.		
Strategies: Tutoring, Quarterly grade reports, mandatory ACT prep and study skills workshops, assistance in paying for ACT.		
Results: 95% of the Class of 2013 will enroll in a post-secondary institution. 81% of the Class of 2012 will re-enroll in a post-secondary institution		
Actions: Determine what changes (if any) need to be made to ensure participants are eligible for unconditional admission to the school of their choice.		
Where is the data collected for this goal stored? Annual Performance Report (raw data supplied to Dept of Ed)		